

# PAN CONFIGURATIONS

## A Step Above the Standard



COMMERCIAL FOODSERVICE EQUIPMENT MANUFACTURER



EVEREST  
REFRIGERATION



# The Everest Standard

## Quality

Everest prides itself in being a step above the industry standard. Top grade materials and components, highly skilled engineers, state of the art assembly lines and stringent quality measures all come together to create foodservice equipment that can withstand the most intense application.

## Innovative Technology

Everest is powered by Blizzard R290, the industry's first all-in-one, slide-out cooling cartridge. The entire refrigeration system is housed in one removable case that eliminates the need for onsite brazing. This means shorter service downtime and a longer product lifespan. It is equipped with an auto-diagnostic system and an auto-reverse condenser fan motor that cools down the compressor and helps keep the condenser coil clean. Environmentally sustainable, Blizzard R290 uses EPA and DOE approved, natural R290 hydrocarbon refrigerant with zero Ozone Depletion Potential (ODP) and three Global Warming Potential (GWP).

## Excellent Warranty

Everest offers the best warranty in the industry. Most equipment is backed with solid 3-year parts and labor warranty and 5-year compressor warranty. An expansive service network of factory-trained service representatives and over 1,700 Everest-authorized service companies nationwide are ready to provide immediate technical assistance.

## Readily Available

Inventory fill rate is a primary focus of Everest's operations. The success of replenishment orders as well as factory and shipping schedules are achieved through precise inventory management and strategic asset movement and storage. Our expansive list of warehouses nationwide ensures local availability and support.

## Competitive Pricing

Everest offers high-quality products at affordable and competitive prices - an accomplishment made possible in the current market through responsible planning. Direct control over factory assets and operations gives us the room to manage profits. This translates to better discounts, shipping perks, rebate programs, flexibility in payment terms, and many other incentives we can offer our customers.

## Customer Satisfaction

Every good business is built on trust. While building quality foodservice equipment is our specialty, building strong relationships is our pursuit. We believe that peace of mind is just as important as a piece of technology. That is why our commitment does not end with our products, it continues with the promise of an invested partnership with our customers.

# Table of Contents

## TOP PAN CONFIGURATIONS

Back Mount Sandwich Prep. Tables & Drawered Sandwich Prep.Tables .....01

Open Top Prep. Tables & Back Mount Mega-Top Sandwich Prep. Tables .....02

Side Mount Sandwich Pep. Tables .....03

Side Mount Sandwich Pep. Tables (continued).....04

Side Mount Pizza Prep. Tables.....05

## DRAWER PAN CONFIGURATIONS

Top Mount Upright Reach-In Door & Drawer Combos .....06

Drawered Undercounter Refrigerators & Drawered Sandwich Prep. Tables.....06

Drawered Undercounter Refrigerators & Drawered Sandwich Prep. Tables (continued).....07

Drawered Pizza Prep. Tables .....07

Chef Bases .....08

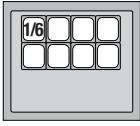


## Top Pan Configurations

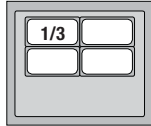


### Back Mount Sandwich Prep. Tables & Drawered Sandwich Prep. Tables

EPBNR1<sup>†</sup> • EPBNR1-D2<sup>†</sup> • EPBNSR2 • EPBNSR2-D2

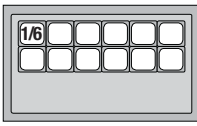


Standard:  
(8) 1/6 size pans (6" deep)  
w/ (3) pan dividers

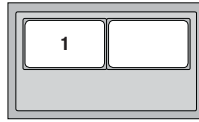
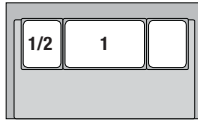
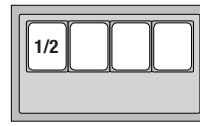
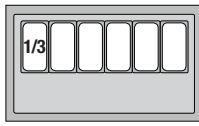
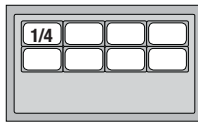


<sup>†</sup> : Pan count applicable for units manufactured from May 2016.

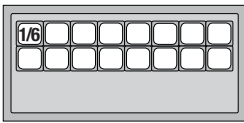
EPBNR2 • EPBNR2-D4



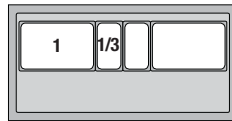
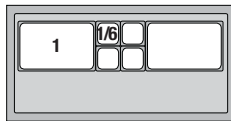
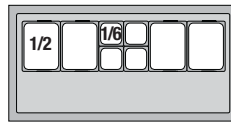
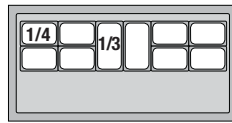
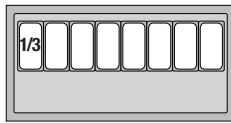
Standard:  
(12) 1/6 size pans (6" deep)  
w/ (5) pan dividers



EPBNWR2<sup>†</sup> • EPBNWR2-D4<sup>†</sup>




Standard:  
(16) 1/6 size pans (6" deep)  
w/ (7) pan dividers

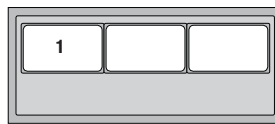
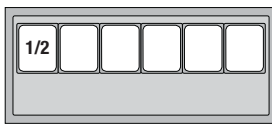
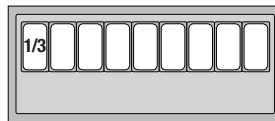
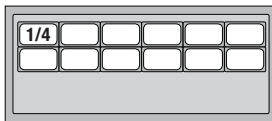


<sup>†</sup> : Pan count applicable for units manufactured from May 2016.

EPBNR3 • EPBNR3-D2



Standard:  
(18) 1/6 size pans (6" deep)  
w/ (8) pan dividers






## Top Pan Configurations [continued]

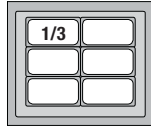


### Open Top Prep. Tables & Back Mount Mega-Top Sandwich Prep. Tables

EOTP1† • EPBR1† • EOTPS2 • EPBSR2

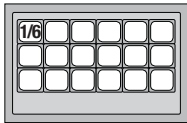


Standard:  
(12) 1/6 size pans (6" deep)  
w/ (3) pan dividers

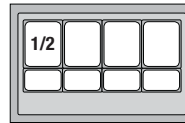
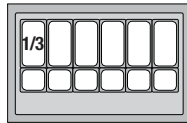
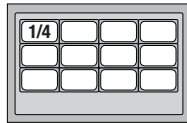


† : Pan count applicable for units manufactured from May 2016.

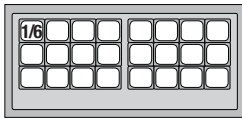
EOTP2 • EPBR2



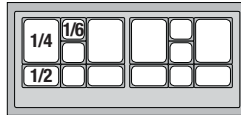
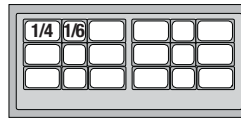
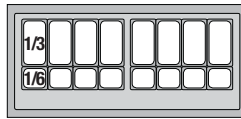
Standard:  
(18) 1/6 size pans (6" deep)  
w/ (5) pan dividers



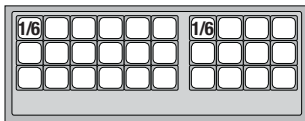
EOTPW2 • EPBWR2



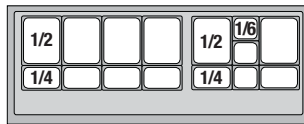
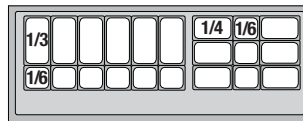
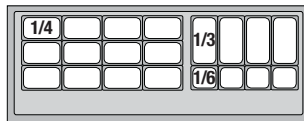
Standard:  
(24) 1/6 size pans (6" deep)  
w/ (6) pan dividers



EOTP3 • EPBR3



Standard:  
(30) 1/6 size pans (6" deep)  
w/ (8) pan dividers



### Pan Size Variation



Incremental pan sizes designed  
to fit in full size pan opening  
in many variations.

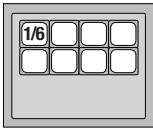


## Top Pan Configurations [continued]

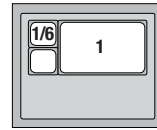
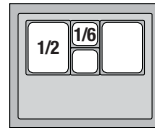
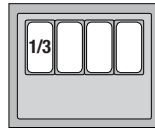
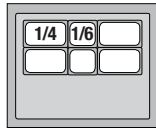


### Side Mount Sandwich Prep. Tables

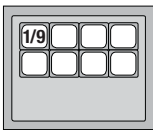
#### EPR1



Standard:  
(8) 1/6 size pans (6" deep)  
w/ (3) pan dividers



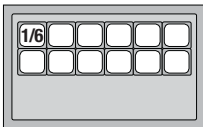
#### EPR1-24



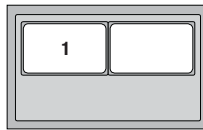
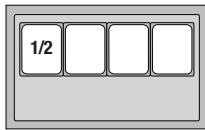
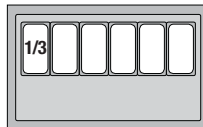
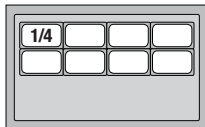
Standard:  
(8) 1/9 size pans (4" deep)  
w/ (3) pan dividers



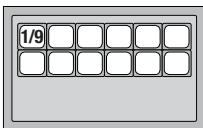
#### EPR2



Standard:  
(12) 1/6 size pans (6" deep)  
w/ (5) pan dividers



#### EPR2-24



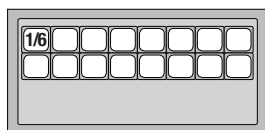
Standard:  
(12) 1/9 size pans (4" deep)  
w/ (5) pan dividers



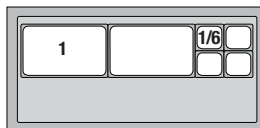
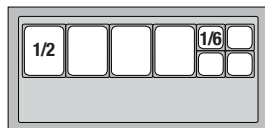
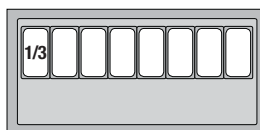
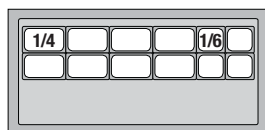
## Top Pan Configurations [continued]

### Side Mount Sandwich Prep. Tables (continued)

#### EPWR2†

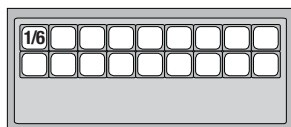


Standard:  
(16) 1/6 size pans (6" deep)  
w/ (7) pan dividers

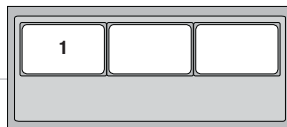
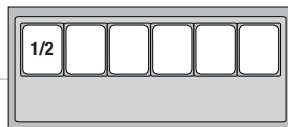
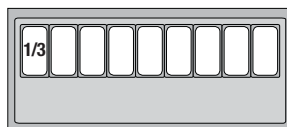


† : Pan count applicable for units manufactured from May 2016.

#### EPR3†

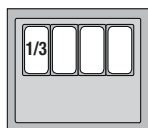


Standard:  
(18) 1/6 size pans (6" deep)  
w/ (8) pan dividers

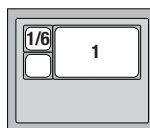
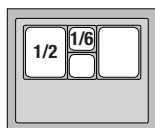
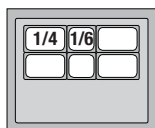
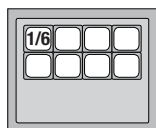


† : Pan count applicable for units manufactured from May 2016.

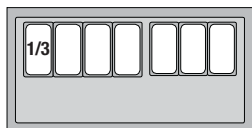
#### EPPR1



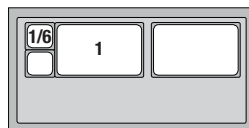
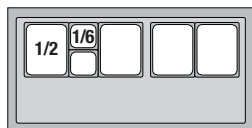
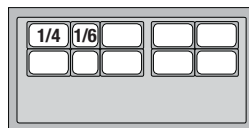
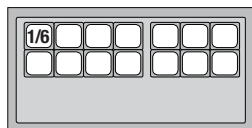
Standard:  
(4) 1/3 size pans (6" deep)  
w/ (3) pan dividers



#### EPPSR2



Standard:  
(7) 1/3 size pans (6" deep)  
w/ (5) pan dividers

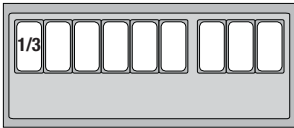


# Top Pan Configurations [continued]

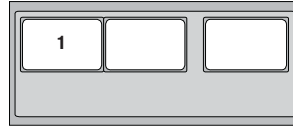
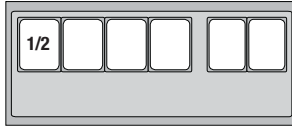
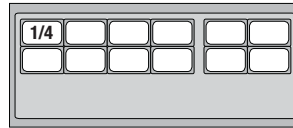
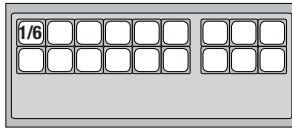


## Side Mount Pizza Prep. Tables

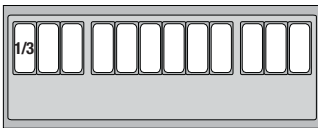
### EPPR2



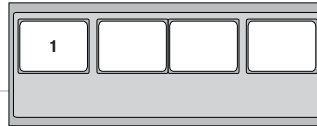
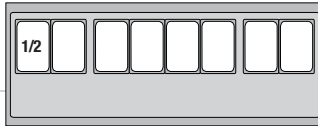
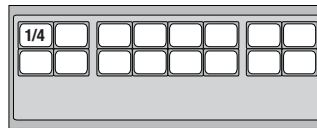
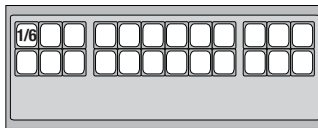
Standard:  
(9) 1/3 size pans (6" deep)  
w/ (7) pan dividers



### EPPR3



Standard:  
(12) 1/3 size pans (6" deep)  
w/ (9) pan dividers



### Pan Size Variation



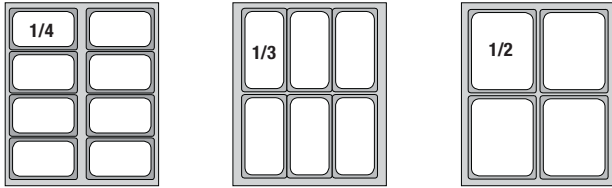
Incremental pan sizes designed  
to fit in full size pan opening  
in many variations.



## Drawer Pan Configurations

### Top Mount Upright Reach-In Door & Drawer Combos

#### ESR1D2<sup>†</sup>

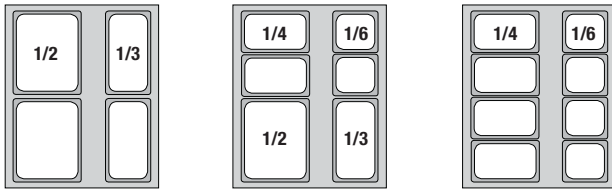


(1) Pan divider per drawer included (6" deep)



<sup>†</sup> : Drawer pans are not included in this product as standard and must be purchased separately.

#### ESR2D2<sup>†</sup> • ESR2D4<sup>†</sup> • ESRF2D2<sup>†</sup>

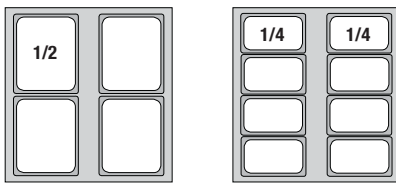


(1) Pan divider per drawer included (6" deep)



<sup>†</sup> : Drawer pans are not included in this product as standard and must be purchased separately.

#### ESWQ2D2<sup>†</sup>



(1) Pan divider per drawer included (6" deep)



<sup>†</sup> : Drawer pans are not included in this product as standard and must be purchased separately.

### Drawered Undercounter Refrigerators & Drawered Sandwich Prep. Tables

#### ETBR1-D2<sup>†</sup> • EPBNR1-D2<sup>†</sup>



Top Drawer (4" deep pan)

Bottom Drawer (6" deep pan)

(1) Pan divider per drawer included



<sup>†</sup> : Drawer pans are not included in this product as standard and must be purchased separately.

#### ETBSR2-D2<sup>†</sup> • EPBNSR2-D2<sup>†</sup>



Top Drawer (4" deep pan)


Bottom Drawer (6" deep pan)

(2) Pan dividers per drawer included



<sup>†</sup> : Drawer pans are not included in this product as standard and must be purchased separately.

## Drawer Pan Configurations [continued]



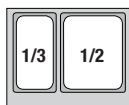
### Drawered Undercounter Refrigerators & Drawered Sandwich Prep. Tables (continued)

#### ETBR2-D4† • EPBNR2-D4†



Top Drawer (4" deep pan)

(1) Pan divider per drawer included

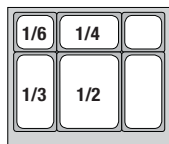


Bottom Drawer (6" deep pan)



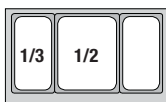
† : Drawer pans are not included in this product as standard and must be purchased separately.

#### ETBWR2-D4† \* • EPBNWR2-D4† \*



Top Drawer (4" deep pan)

(2) Pan dividers per drawer included

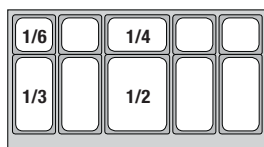


Bottom Drawer (6" deep pan)



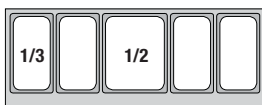
† : Drawer pans are not included in this product as standard and must be purchased separately.  
\* : Custom pan dividers required to fit standard full sized pans. Contact manufacturer for details.

#### ETBR3-D2† • EPBNR3-D2†



Top Drawer (4" deep pan)

(4) Pan dividers per drawer included



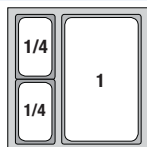
Bottom Drawer (6" deep pan)



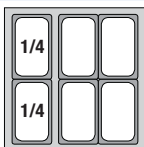
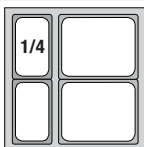
† : Drawer pans are not included in this product as standard and must be purchased separately.

### Drawered Pizza Prep. Tables

#### EPPR1-D2†



(1) Pan divider per drawer included (6" deep)


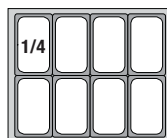
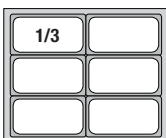
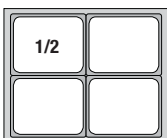


† : Drawer pans are not included in this product as standard and must be purchased separately.

#### EPPR2-D2† • EPPR2-D4† • EPPR3-D2† • EPPR3-D4†


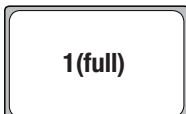


(1) Pan divider per drawer included (6" deep)



† : Drawer pans are not included in this product as standard and must be purchased separately.

#### Pan Size Variation

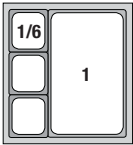


Incremental pan sizes designed to fit in full size pan opening in many variations.

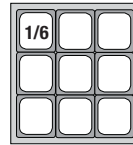
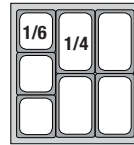
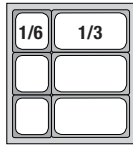
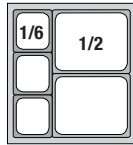
## Drawer Pan Configurations [continued]

### Chef Bases

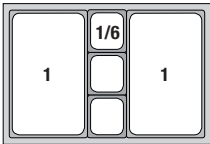
#### ECB36D2




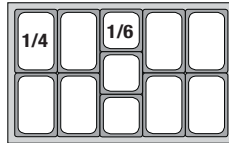
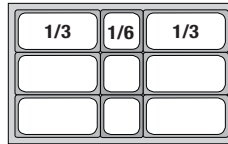
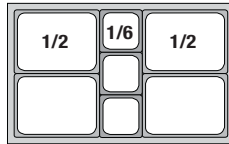
Standard:  
(1) 1 size pan &  
(3) 1/6 size pans (4" deep)  
w/ (1) pan divider per drawer included



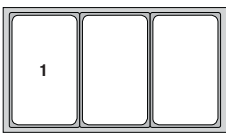
#### ECB48D2




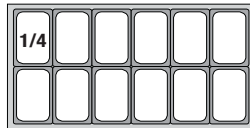
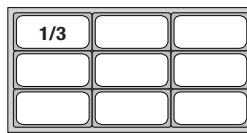
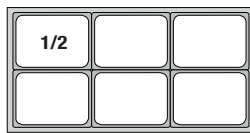
Standard:  
(2) 1 size pans  
(3) 1/6 size pans (4" deep)  
w/ (2) pan dividers per drawer included



#### ECB52D2 • ECB52-60D2 • ECB82D4 • ECB82-84D4 • ECB82-86D4 • ECB96D4



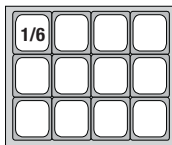
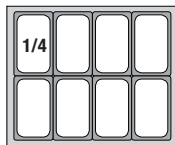
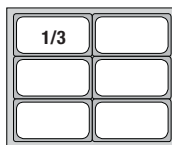
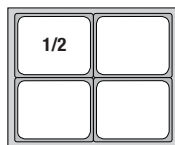
Standard:  
(3) 1 size pans (4" deep)  
w/ (2) pan dividers per drawer included



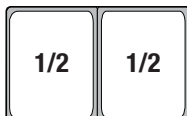
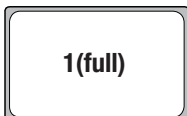
#### ECB72D4 • ECB82D4 • ECB82-84D4 • ECB82-86D4



Standard:  
(2) 1 size pans (4" deep)  
w/ (1) pan divider per drawer included



### Pan Size Variation



Incremental pan sizes designed to fit in full size pan opening in many variations.







**EVEREST** REFRIGERATION

A Step Above the Standard

201 W. Artesia Blvd., Compton, CA 90220

TEL 310 323.6586 | FAX 310.323.7524 | 310.761.1127

[www.EVERESTref.com](http://www.EVERESTref.com)